


# FOOD AND DRINKS

WITH  
**LIKE/DON'T LIKE**

-WORKSHEETS

-LESSON PLAN





# FOOD AND DRINKS

WITH  
**LIKE/DON'T LIKE**

## LESSON PLAN

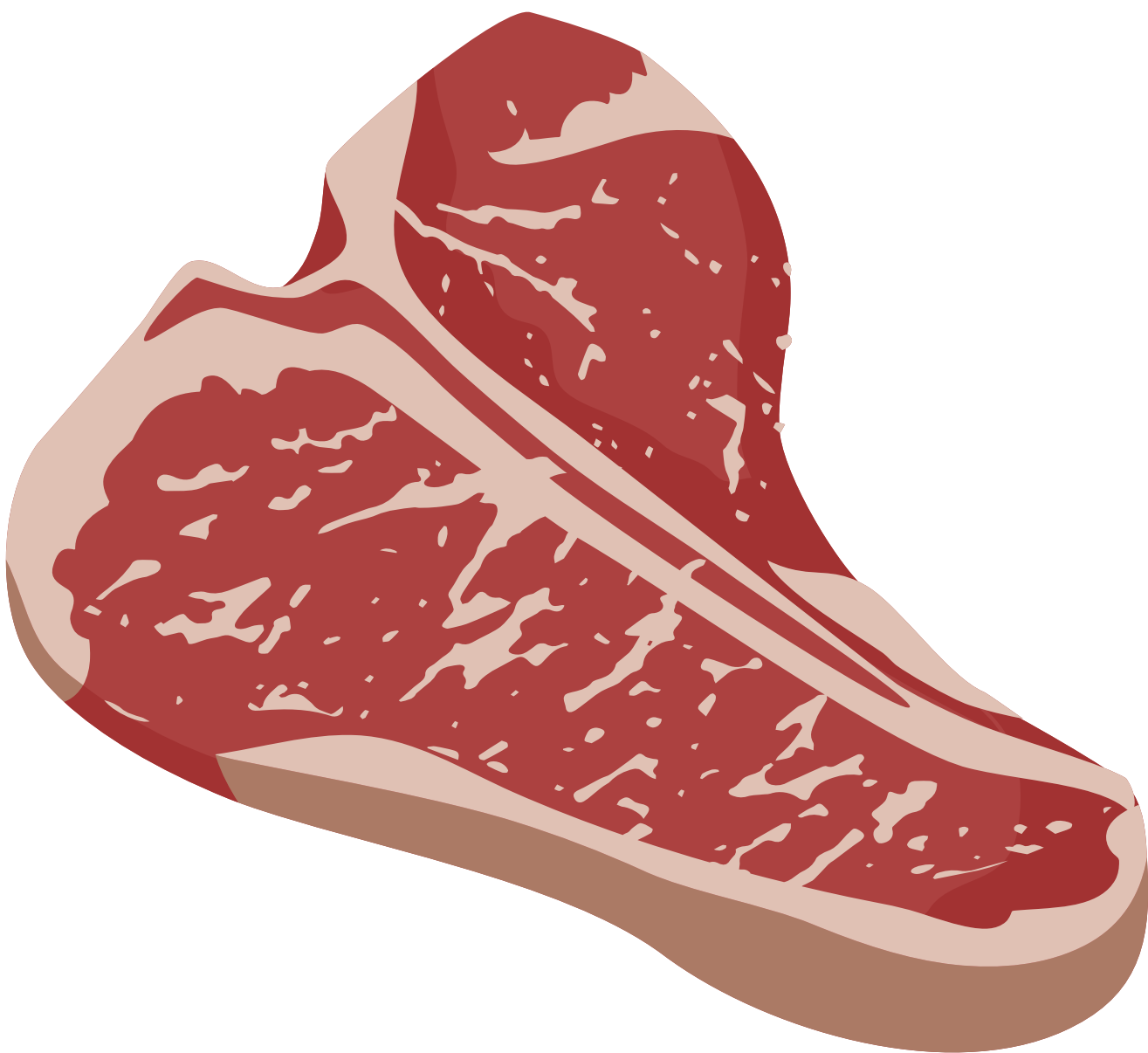
THERE ARE PICTURES OF FOODS AND DRINKS IN THE SLIDES.

- **FIRST**, OPEN THE FIRST SLIDE THAT DOES NOT HAVE THE NAME OF THE FOOD OR DRINK.
- **THEN**, ASK THE STUDENTS, "WHAT IS IT?"
- **AFTER THAT**, ASK SOME FOLLOW-UP QUESTIONS SUCH AS, "WHAT COLOR IS IT?" AND "DO YOU LIKE IT?"
- **FINALLY**, CONTINUE UNTIL THE SLIDES ARE OVER.

*YOU CAN GIVE THE WORKSHEETS DURING THE LESSON OR AFTER THE LESSON AS HOMEWORK.*










**BEEF**









**FISH**







**EGG**





**CHEESE**





**MILK**







**JUICE**





**COFFE**





**CAKE**











**ICE CREAM**








**POPCORN**






**SOUP**







**HONEY**

**DO YOU LIKE  
HONEY?**




**DO YOU LIKE  
SOUP?**





**DO YOU LIKE  
POPCORN?**



**DO YOU LIKE  
ICE CREAM?**



**DO YOU LIKE  
CAKE?**




**Does he like  
coffee?**



**Does he like  
juice?**



**Does he like  
milk?**






**Does he like  
cheese?**



**Does she like  
fish?**





**Does she like  
beef?**

